




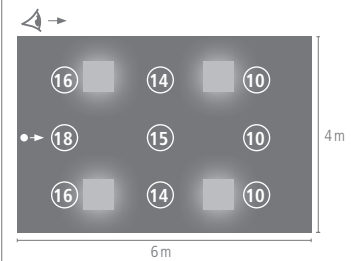
LuciPanel V1 27W - 600 x 600m

Specific characteristics:

- **Luminosity:** 3150 Lm (Neutral White)
- **Rated power:** 30W
- **Power consumption:** 27W (29,5 W with driver)
- **Lighting efficiency:** 112 Lm/W (Neutral White)
- **Maximum intensity:** 1110cd (Neutral White)
- **Number of LED:** 140
- **Color frame:** White RAL9016
- **Electrical input characteristics:** 40VDC / 700 mA
- **Compatible drivers** (sold separately)
 - Standard driver **STD024**
 - Dimmable driver **LCM-40**
 - DALI driver **LCM-40DA**

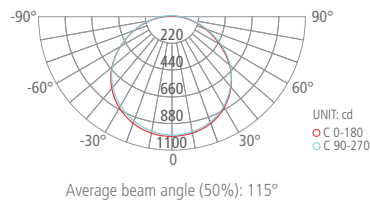
UGR < 19	3.9 Kg	IP20	
CRI 85	850°		

UGR calculation



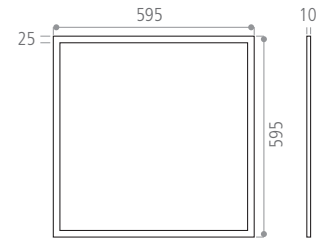
- **Surface:** 24 m²
- **Height under ceiling:** 2.70 m
- **Average lighting level:** 400 lux

Photometry 3000 K:



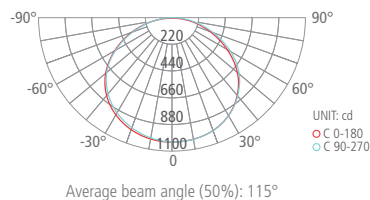
Distance (m)	Beam diameter (cm)	Center (lux)	Radius (lux)	Edge (lux)
1m	(ø 296cm)	314	1044	314
2m	(ø 592cm)	78	260	78
3m	(ø 889cm)	34	116	34
4m	(ø 1185cm)	19	65	19

Angle 120°



Unit: mm

Photometry 4000 K:



Distance (m)	Beam diameter (cm)	Center (lux)	Radius (lux)	Edge (lux)
1m	(ø 296cm)	324	1094	324
2m	(ø 592cm)	81	274	81
3m	(ø 889cm)	36	122	36
4m	(ø 1185cm)	20	68	20

Angle 120°

REFERENCE	EAN	IP	KELVINS	LUMINOSITY
LPW27W066	3 760 020 003 616	40	3000K	3000 Lm
LPN27W066	3 760 020 003 623	40	4000K	3150 Lm
LPC27W066	3 760 020 003 630	40	6000K	3590 Lm

